

Protector I DEFENSIVE RISK 3/7



Protector I (defensive) Fund · As of 30 April 2026

Net Asset Value (NAV) € 100.74 ◊ MTD 0.74% ◊ YTD 0.74%

Strategy

The Fund seeks capital growth across varying market conditions, with an emphasis on stability and limited volatility. The Fund aims, but does not guarantee, positive net returns over a minimum one-year horizon.

The portfolio is built from multiple, mutually weakly correlated strategies in a predominantly market-neutral set-up that reduces directional exposure to broad equity and bond markets. Investments are made through carefully selected Underlying Investment Vehicles and structured strategies that exploit structural inefficiencies in equity, rates and derivatives markets.

Currency exposure (primarily USD) is in principle hedged to EUR. Hedge ratio and timing are discretionary.

Market Comments

The Fund returned +0.74% in April (NAV 100.74). April was a volatile month in financial markets, with AI- and datacentre-driven growth on one side and geopolitical tensions around Iran on the other as key themes; rates moved higher and commodities and gold remained firm. The fixed-income relative-value strategy was the largest positive contributor, helped by improving sentiment in bond markets despite rising rates. The market-neutral digital-asset strategy preserved its value through timely risk reduction during the turbulence in crypto markets.

Fund Information

ISIN	NL0015073UM9
Launch date	1 April 2026
Net Asset Value (NAV)	€ 100.74
NAV publication	1st day of 2nd month after reporting period (T+1)
Profile	Defensive
Recommended horizon	1 year
Base currency	EUR
Domicile	Netherlands
Managed by	Elite Fund Management B.V.
Manager regulatory framework	AIFMD
Maximum leverage (fund / total)	1.5x / 5.5x

Investment Information

Minimum investment (A / B)	€ 2,000 / € 500,000
Subscriptions	Monthly · request ≥5 working days before month-end
Redemptions*	Monthly · payment ~10 working days after NAV publication
Management fee (A / B)	1.50% / 1.00%
Performance fee (A / B)	15% / 10% (HWM)
High watermark	Yes
Gate mechanism	10% / monthly

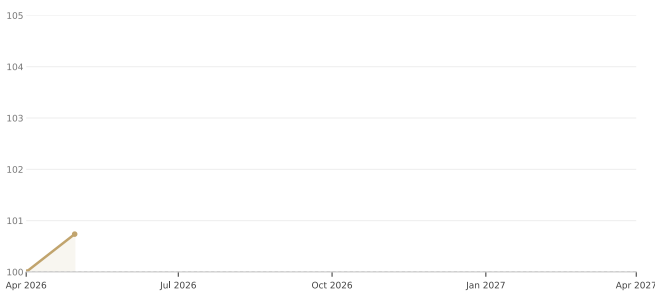
* restrictions set out in the prospectus apply

Risk Class (EID) · 3 / 7

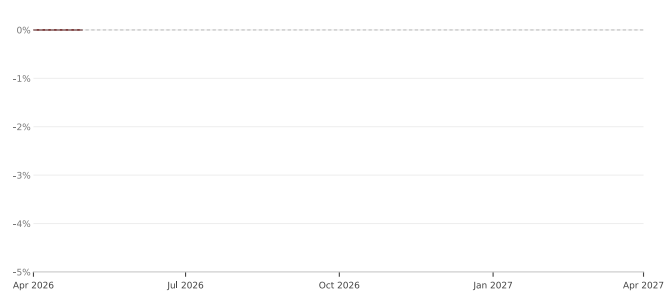


Risk indicator (1 = low, 7 = high)

Cumulative performance since inception (100 = start)



Drawdown since inception (% below peak)



Live track record since 1 April 2026 — less than 3 months of history.

Monthly Returns

	Jan	Feb	Mar	Apr	May	Jun	Jul	Aug	Sep	Oct	Nov	Dec	YTD
2026	-	-	-	0.74%	-	-	-	-	-	-	-	-	0.74%

Protector I DEFENSIVE RISK 3/7

Protector I (defensive) Fund · As of 30 April 2026

Net Asset Value (NAV) € 100.74 ♦ MTD 0.74% ♦ YTD 0.74%



Targets vs. Realised		
	TARGET	REALISED
Return target	~7% per year	n/a
Volatility	lower volatility than broad equity markets	n/a

Return Statistics	
MTD	0.74%
YTD	0.74%
Total since launch	0.74%
Months live	1

Risk Statistics
Volatility, Sharpe, drawdown and best/worst month will appear from 1 August 2026 (3 months of live track record). Short samples are indicative only.
Performance figures are based on the fund's net asset value (NAV) and are therefore net of costs directly attributable to the fund. Indirect costs of underlying funds are reflected in their valuations and returns.

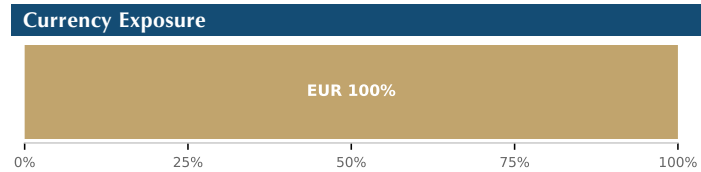
Fund Manager (AIFMD)	
Elite Fund Management B.V.	
Service Providers (Fund Manager)	
Introducing Party	BOTS Services B.V.
Administrator	IQEQ Financial Services B.V.
Depository	IQ EQ Depository B.V.
Auditor	Moos Accountants B.V.
Portfolio Manager	Zyco van Esveld

Disclaimer
This document contains marketing communication and is intended for information purposes only. It does not constitute an offer to sell, advice, or an invitation to subscribe to financial instruments. Past performance is no guarantee of future results. Investing involves risk; the value of investments may go up or down and investors may lose some or all of their invested capital. In extreme circumstances losses may exceed invested capital due to leverage in the underlying funds. Always consult the prospectus and the most recent Essential Information Document before making any investment decision. The prospectus is the only legally binding document governing participation in this fund.

Elite Fund Management B.V. is registered with the Autoriteit Financiële Markten (www.afm.nl), De Nederlandsche Bank (www.dnb.nl) and is affiliated with Kifid (www.kifid.nl). The Fund is an AIF within the meaning of the AIFMD. · The prospectus and the Essential Information Document are available free of charge at www.elitefundmanagement.com and nl.bots.io. · This document is intended solely for distribution to eligible investors.

Allocation
The Fund currently invests in:
<ul style="list-style-type: none"> Digital-asset strategies Fixed income Cash

As a fund-of-funds, the Fund invests via Underlying Investment Vehicles. The digital-asset strategies consist primarily of market-neutral or limited-directional approaches (arbitrage and relative value) and should not be read as direct long-only exposure to cryptocurrencies; the allocation is actively monitored and can be scaled back under stressed market conditions. The categories shown reflect the current composition of the portfolio and may change over time. Please refer to the prospectus for the investment policy.



Non-EUR exposure (notably USD) is in principle hedged to EUR. The breakdown shown is indicative and may differ between reporting dates.

Suitability
Protector I is designed for investors seeking a defensive allocation with limited portfolio swings who accept that returns are not guaranteed. Not suitable for investors needing rapid access to capital or unable to tolerate temporary drawdowns.

Share Classes	CLASS A (RETAIL)	CLASS B (PROFESSIONAL)
Minimum investment	€ 2,000	€ 500,000
Management fee	1.50%	1.00%
Performance fee	15% (HWM)	10% (HWM)
Entry/exit fee	0.25%	0.10%
Estimated Ongoing Charges Figure (LKF) at €10m sub-fund AUM: 2.0% — excluding costs of underlying funds.		

The information in this publication is derived from sources considered reliable by Elite Fund Management B.V. However, Elite Fund Management B.V. cannot guarantee the accuracy, completeness or reliability of the information presented and accepts no liability for any loss arising directly or indirectly from the use of this publication or its contents.
Nothing in this document may be reproduced, distributed or transmitted without the prior written consent of Elite Fund Management B.V.